

How to Fix QuickBooks Reconciliation Balance Mismatch Issues in 2026 (Step-by-Step Guide) 📞 877-487-8503

If you are struggling with 📞 877-487-8503 QuickBooks Balance Mismatch After Reconciliation, you are not alone. Many users face issues where their books don't match the bank statement after completing reconciliation in 📞 877-487-8503 QuickBooks Online.

This guide explains how to identify and fix 📞 877-487-8503 QuickBooks Reconciliation Balance Mismatch problems quickly and accurately.

What is 📞 877-487-8503 QuickBooks Reconciliation Balance Mismatch?

A 📞 877-487-8503 QuickBooks Reconciliation Balance Mismatch occurs when your 📞 877-487-8503 QuickBooks ending balance does not match your bank statement balance.

This can result in:

- Incorrect financial reports
- Unbalanced books
- Tax filing errors
- Confusion in cash flow tracking

It is one of the most common 📞 877-487-8503 QuickBooks Bank Reconciliation Error issues users face.

Common Causes of 📞 877-487-8503 QuickBooks Balance Mismatch After Reconciliation

Understanding the cause is the first step to fix the issue:

1. Missing or Duplicate Transactions

- Transactions not entered in QuickBooks
- Duplicate entries causing imbalance

2. Bank Feed vs Reconciliation Difference

- Imported bank feeds not properly categorized
- Duplicate syncing from bank connection

3. Beginning Balance Mismatch

- Incorrect opening balance setup
- Prior reconciliation errors carried forward

4. Uncleared Transactions

- Payments not marked as cleared
- Old pending transactions still active

These issues often lead to 📞 **877-487-8503 QuickBooks Reconciliation Discrepancy Issue**.

How to Fix 📞 **877-487-8503 QuickBooks Balance Mismatch Error (Step-by-Step)**

Follow these steps to resolve **Fix 📞 877-487-8503 QuickBooks Balance Mismatch Error** efficiently:

Step 1: Review Reconciliation Report

Go to reconciliation history and check:

- Ending balance
- Cleared transactions
- Differences report

This helps identify 📞 **877-487-8503 QuickBooks Reconciliation Not Matching Bank Statement** issues.

Step 2: Compare Bank Statement with QuickBooks

Match each transaction:

- Dates
- Amounts
- Payees

This helps detect **Transaction discrepancy in QuickBooks**.

Step 3: Check Cleared vs Uncleared Transactions

Go to register and verify:

- All cleared transactions are marked “R”
- No incorrect uncleared entries remain

This is a key step in  **877-487-8503 QuickBooks Reconciliation Troubleshooting**.

Step 4: Fix Missing or Duplicate Entries

- Add missing transactions
- Delete duplicate entries
- Correct incorrect amounts

This resolves most  **877-487-8503 QuickBooks Bank Reconciliation Difference** problems.

Step 5: Verify Beginning Balance

Ensure your:

- Opening balance matches previous reconciliation
- No manual edits were made incorrectly

A **Beginning balance mismatch** can break entire reconciliation history.

Step 6: Run Audit Trail Check

Use the  **877-487-8503 QuickBooks audit trail check** to:

- Track changes in transactions
 - Identify edits or deletions
 - Find discrepancies quickly
-

Step 7: Reconcile Again

After corrections:

- Restart reconciliation process


- Match all transactions carefully
- Ensure zero difference

This completes **Fix Reconciliation Errors in QuickBooks**.

Advanced Fixes for Persistent Errors

If the issue still exists:

- Rebuild data file
- Review bank feed connections
- Undo last reconciliation (carefully)
- Use accountant tools

These steps resolve complex  **877-487-8503 QuickBooks Reconciliation Balance Mismatch** cases.

How to Prevent Reconciliation Issues in Future

- Reconcile monthly
- Avoid manual edits after reconciliation
- Regularly review bank feeds
- Keep transactions updated daily




This reduces  **877-487-8503 QuickBooks Unreconciled Difference Problem** significantly.

When to Seek Expert Help


If you still face errors like:

- Persistent mismatch
- Unclear discrepancies
- Data corruption issues

You may need professional support.

 Call **877-487-8503**  for expert assistance in fixing reconciliation and accounting issues in  **877-487-8503 QuickBooks Online**.

Final Thoughts

A  **877-487-8503 QuickBooks Balance Mismatch After Reconciliation** can feel frustrating, but it is usually caused by small errors like missing transactions or incorrect balances. With proper troubleshooting, you can fix it quickly and keep your books accurate.