


Graduate Outcomes for Honours Degree Graduates - Class of 2023



Overview of Graduate Population

35,560

There were 35,560 Honours Degree graduates (**56.6%** female, **43.4%** male) in 2023.

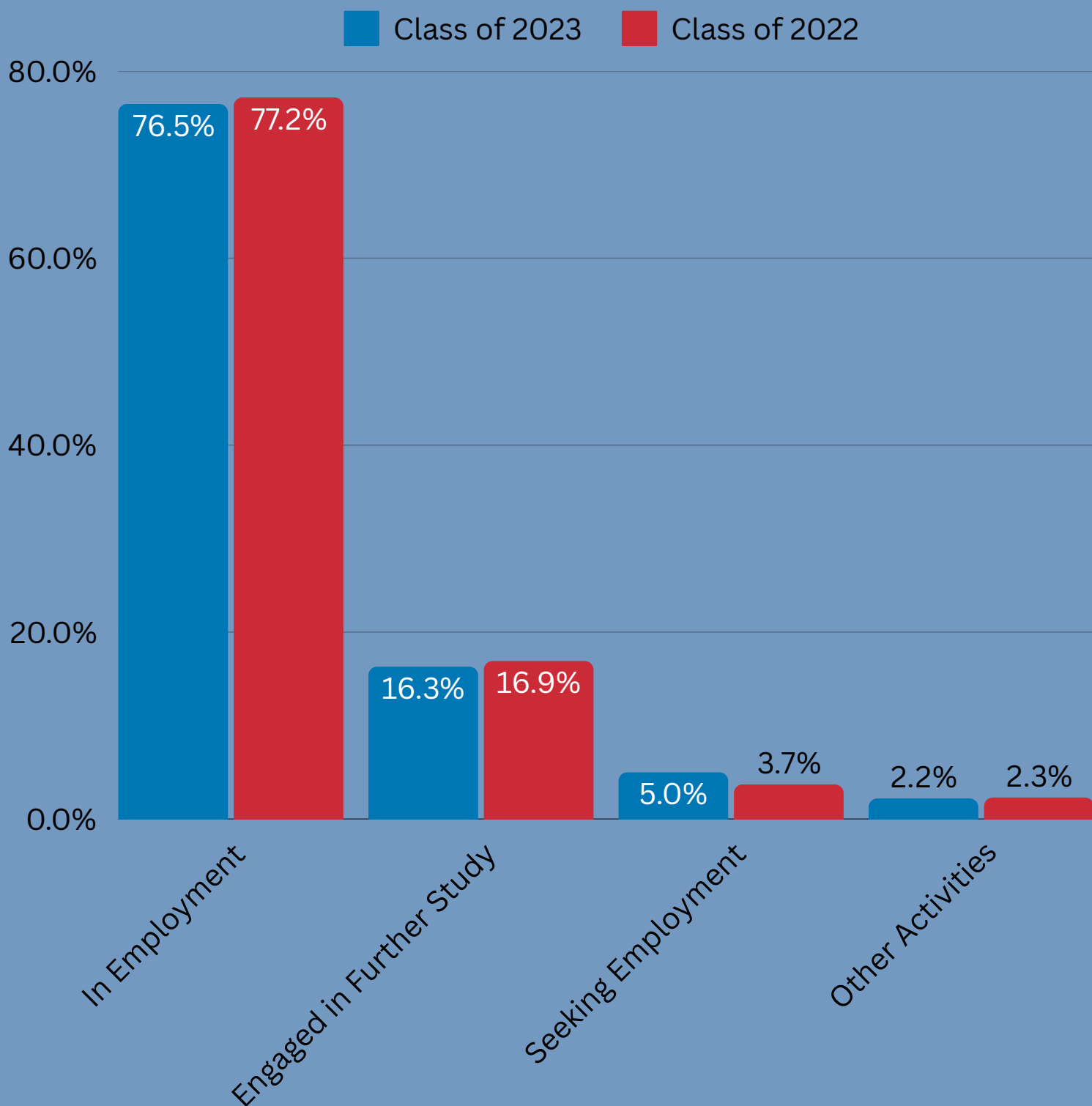
23.2%

The most common area of study was Business, Administration & Law (**23.2%**) followed by Health and Welfare (**16.6%**), and Arts and Humanities (**16.3%**).

16.3%

16.3% of Honours degree graduates went into further study. This compares to **16.9%** for the class of 2022 graduates.

Main Graduate Destination



Main Graduate Destination

- For the Honours Degree graduates of the Class of 2023 employment has decreased to **76.5%** from **77.2%** in 2022.
- **16.3%** of graduates are in further study. This has decreased from **16.9%** in 2022.
- Those graduates seeking employment (**5.0%**) has increased from **3.7%** and those in other activities (**2.2%**) has held steady in 2023 from 2022.



Employment Outcomes

- Of the graduates in employment, **63.8%** have permanent or open-ended contracts.
- The most common occupation for graduates nine months after graduation is Professional Occupations (**51.8%**).
- Of the graduates who were willing to share their salaries, **70.2%** earned up to €39,999, with **29.7%** earning more than €40,000. **28.0%** of graduates were not willing to share how much they earned.

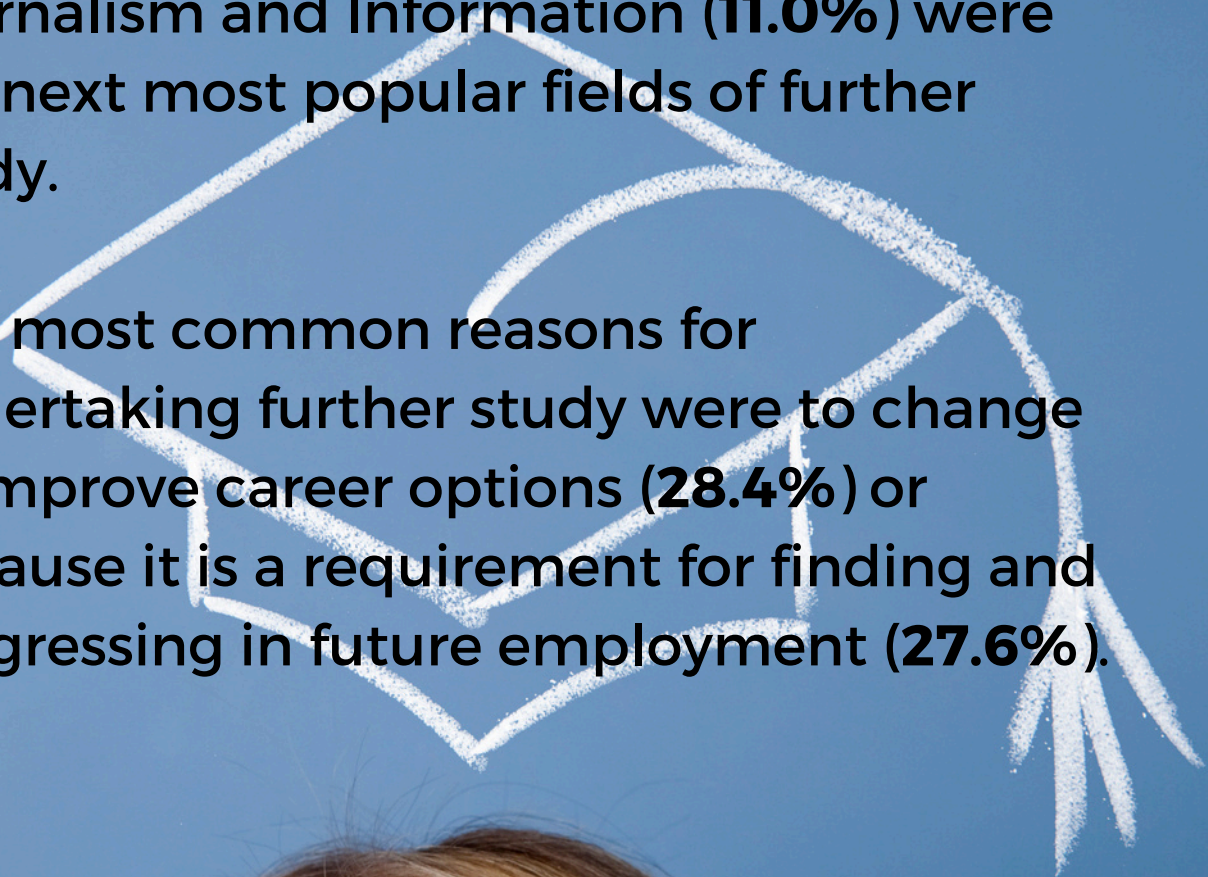


Employment Outcomes

- Nine months after graduation, **91.7%** of employed graduates are working in Ireland. Dublin is the most common county of employment (**40.9%**), followed by Cork (**13.8%**) and Galway (**6.6%**).
- In 2023, **56.6%** of graduates completed internships. This is up from **55.9%** in 2022.
- The most common sources of employment include Recruitment Sites (**22.4%**), already having worked there (**19.4%**) and Personal Contacts (**17.9%**).

Further Study

- Of those Honours Degree graduates in further study, **24.1%** were studying Business, Administration and Law.
- Education (**15.0%**) and Social Sciences, Journalism and Information (**11.0%**) were the next most popular fields of further study.
- The most common reasons for undertaking further study were to change or improve career options (**28.4%**) or because it is a requirement for finding and progressing in future employment (**27.6%**).



Graduate Reflections



- More than six in ten graduates consider their course Very Relevant or Relevant to their job (**62.5%**).
- This is slightly lower than the average (**64.8%**) for the class of 2023.
- A total of **63.4%** said they were “likely” or “very likely” to study the same qualification again, if they had their time over. This is slightly higher than the 2022 figure of **63.1%**.

For further information:



[Full dashboard of results](#)



[HEA Graduate Outcomes](#)



[@GradSurveyIRL](#)

If you have any further queries, suggestions or ideas for future Info-Byte topics, please contact graduatesurvey@hea.ie.

February 2025

David Reilly & Valerie Harvey

Statistics Unit