

Employment Outcomes for Doctoral Graduates

2017, 2018 and 2020

RESEARCH INFO-BYTE



Context

This info-byte explores employment outcomes for doctoral graduates over a three year period, using data from the Graduate Outcomes Survey.

Methodology

Doctoral graduates of 2017, 2018 and 2020 were surveyed nine months after graduation. They were asked if they were working, continuing with their studies, unemployed, or doing something else.

Employed graduates were asked about the professions they had and what economic sector they were working in. They were also asked about salaries and how their job relates to their course of study.




Background

3,900 doctoral graduates
graduated in 2017, 2018 and 2020




51%
responded to the survey

51%
were female



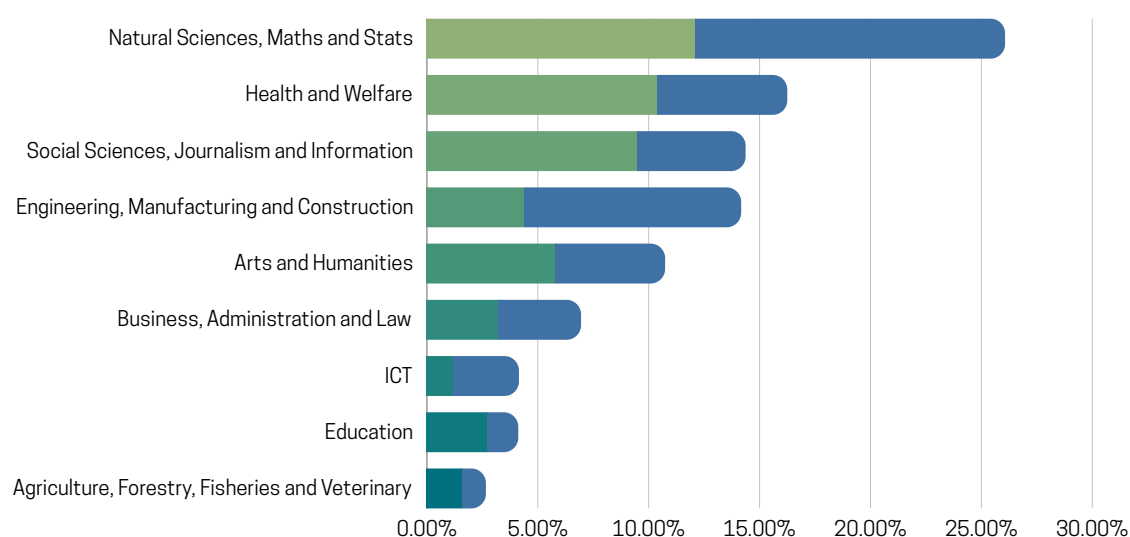
30%
were international

86%
studied full-time



Subject choice

The most common area of study for doctorates is Natural Sciences, Maths and Statistics; followed by Health and Welfare; Social Sciences, Journalism and Information; and Engineering, Manufacturing and Construction.



Subject choice varies by gender, with females more likely to have studied Health and Welfare; Social Sciences, Journalism and Information; Arts and Humanities; and Education. Males are more likely to have studied Natural Sciences, Maths and Statistics; Engineering, Manufacturing and Construction; and ICT.

Higher education institution

The institutions with the most doctoral graduates are University College Dublin (22%), Trinity College Dublin (21%), NUI Galway (15%), University College Cork (13%), University of Limerick (7%), Dublin City University (7%), Maynooth University (5%) and Technological University Dublin (4%). The other higher education institutions make up the remaining 6%.

Doctoral graduate main activity

92% of doctoral graduates were in employment nine months after graduation and 4% were unemployed. The remainder were continuing with studies (2%) or doing something else (2%).

Location of employment

81% of employed graduates were working in Ireland. Of these, just under half (47%) were working in Dublin, 14% were working in Cork, 10% in Galway and 9% in Limerick.

For the 19% of employed graduates working overseas, Great Britain (26%), the United States (13%), Germany (8%), Canada (5%) and France (4%) were the most popular countries.



Economic sector

The largest group of graduates were working in the Education sector (44%), followed by Professional, Scientific and Technical activities (17%), Human Health and Social Work (14%), Industry (9%) and ICT (4%).

Graduates most likely to go into Industry or Professional, Scientific and Technical Activities studied:

- Natural Sciences, Mathematics and Statistics;
- Engineering Manufacturing and Construction;
- Health and Welfare.

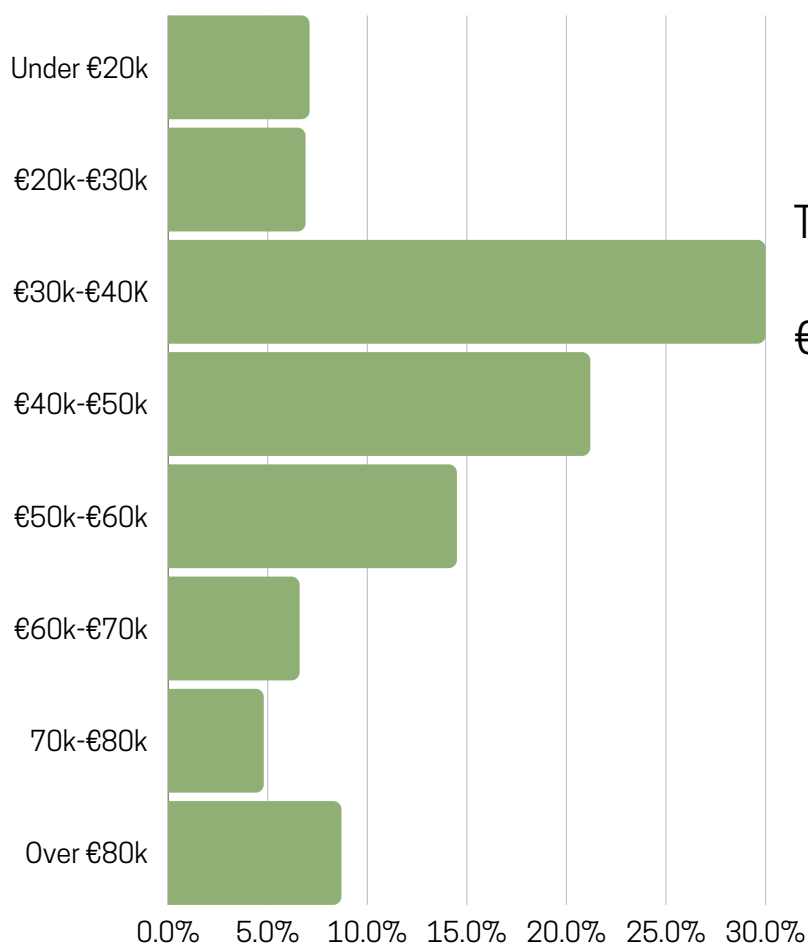
Occupation

A total of 59% were working in Professional Occupations and 22% were working as Postdoctoral Researchers. The next largest group of occupations was Managers, Directors and Senior Officials (6%) and Associate Professional and Technical (6%).





Salaries



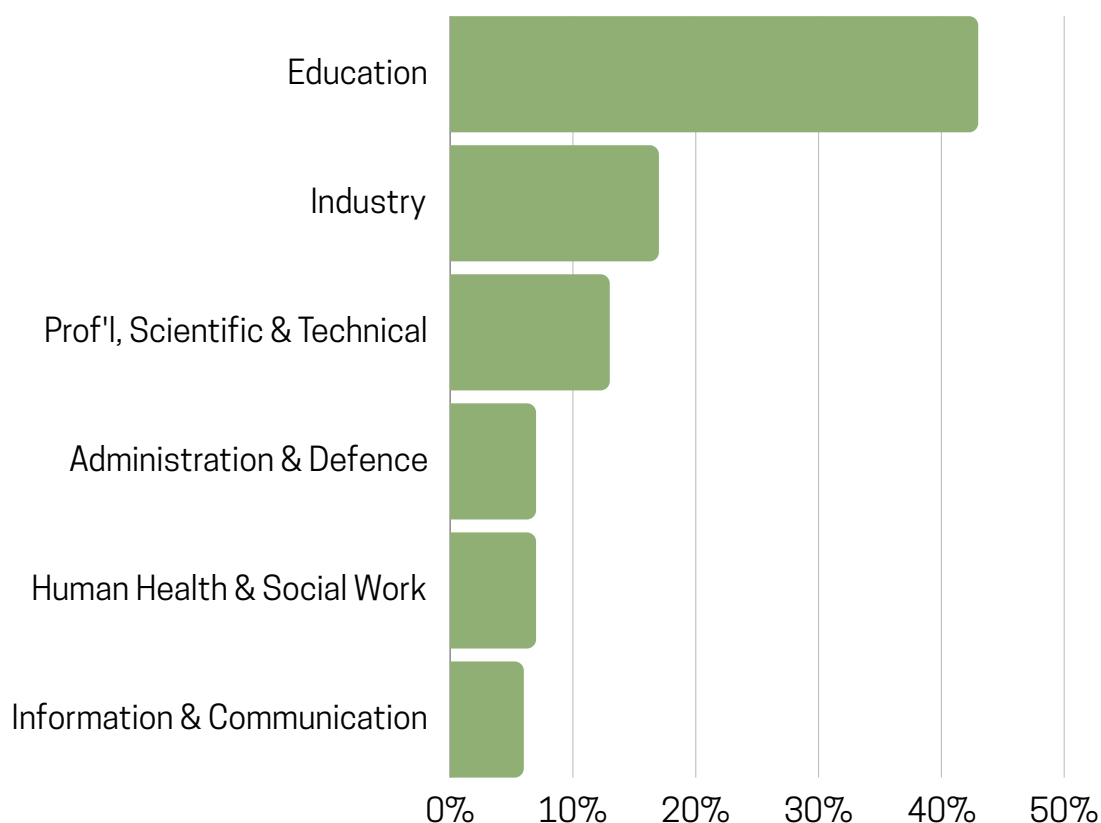
The most common salary band for doctoral graduates was €30k-€40k, followed by €40k-€50k and €50k-€60k.

Only 6% of female graduates were earning above €80k, compared with 12% of males.

Longer-term outcomes

The Graduate Outcomes Survey focuses on outcomes nine months after graduation. What about longer-term outcomes?

CSO data has found that the main sectors of employment for graduates 10 years after graduation (graduates of 2010) were Education, Industry and Professional, Scientific and Technical sectors.



CSO data also found that median salaries increased from €755 per week one year after graduation to €1,360 per week 10 years after graduation.

Placements and contracts



Only 17% of doctoral graduates completed an internship or work placement during their studies

For those who did, 58% did a placement of six months or more in duration



Over half of employed graduates (51%) ended up on a permanent contract, with 35% on a fixed term contract of 12 months or more.



Relevance

74% of doctoral graduates said their qualification was Very Relevant or Relevant to their job. 11% said their qualification was Irrelevant or Very Irrelevant.

Need for qualification

Over three quarters (76%) said they needed the qualification to get their job, while another 13% were already in the job when they received the qualification. 11% said they did not need the qualification for their job.

Source of job

Around 20% of graduates had worked in their job previously. After that, 14% found their job through personal contacts, 14% through a recruitment site, 12% through their institution, and 11% through employer websites.

For further information:



www.graduateoutcomes.ie



[HEA Graduate Outcomes](#)



[@GradSurveyIRL](#)

If you have any further queries, suggestions or ideas for future Info-Byte topics, please contact graduatesurvey@hea.ie.

April 2022

Valerie Harvey