


Graduate Outcomes for NFQ Level 6 & 7 Graduates - Class of 2023



Overview of Graduate Population



6,717

There were **6,717** NFQ level 6 & 7 graduates (**43%** female, **57%** male).

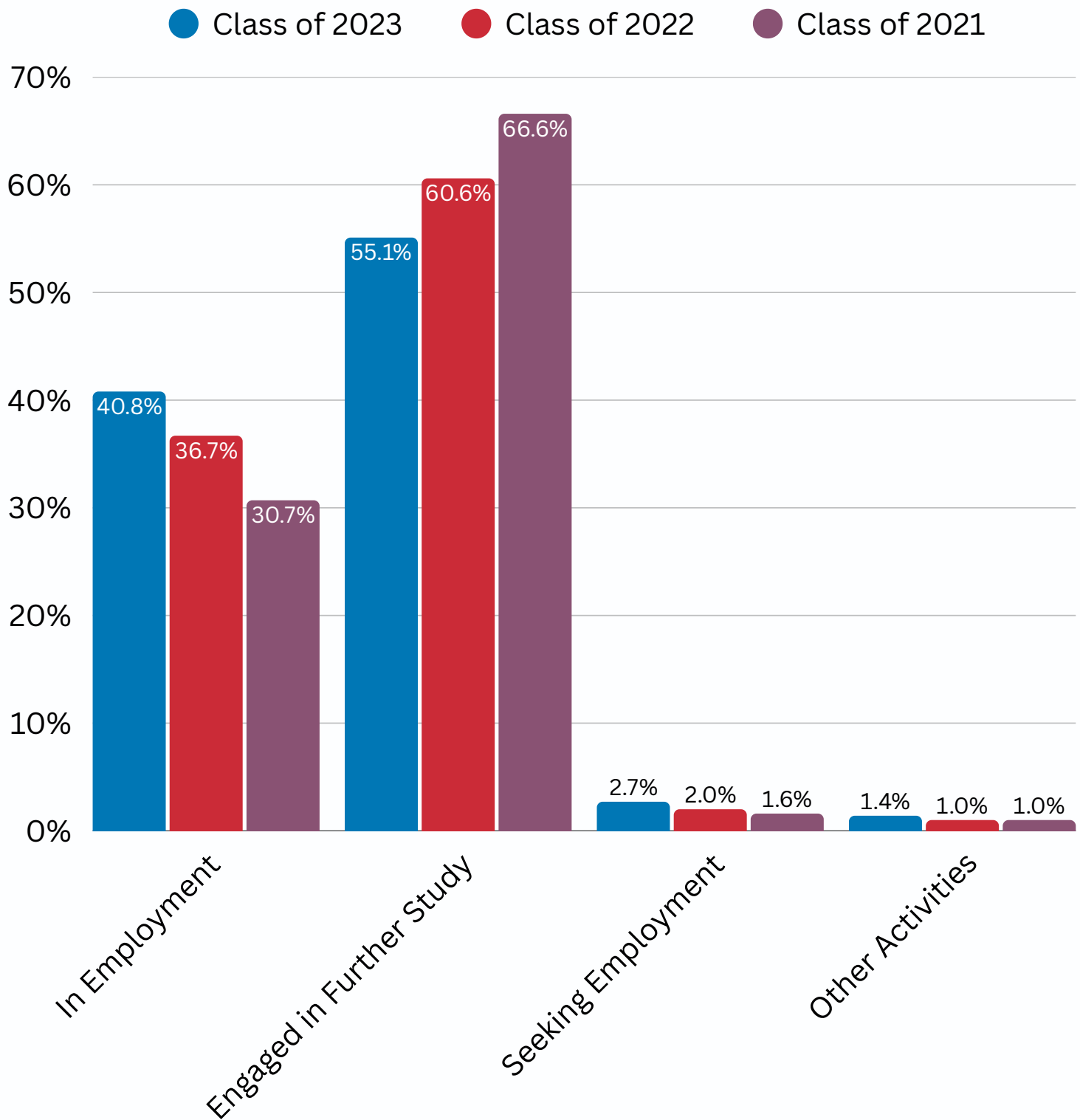
44%

44% were studying in Leinster, **29%** were studying in Munster, **26%** were studying in Connacht/Ulster.

55%

55% of level 6 & 7 degree graduates went into further study. This compares to **61%** for the class of 2022 graduates and **67%** for the class of 2021.

Main Graduate Destination



Main Graduate Destination

- Employment for Level 6 & 7 graduates of 2023 has increased to **40.8%** from **36.7%** in 2022.
- For those pursuing further study (**55.1%**), **82.2%** are studying for an honours undergraduate degree.
- A total of **2.7%** are seeking employment and **1.4%** are engaged in other activities.



Employment Outcomes



- Of the graduates in employment, **82.9%** have permanent or open-ended contracts.
- Most level 6 & 7 graduates are employed in Ireland (**91.7%**).
- Of the graduates who were willing to share their salaries, **41.5%** earned up to €39,999, with **34.9%** earning more than €40,000. **23.6%** of graduates were not willing to share how much they earned.

Graduate Reflections

- **62.0%** of graduates said they were 'very likely' or 'likely' to study the course again.
- **65.1%** of level 6 & 7 graduates considered their course 'very relevant' or 'relevant' to their job.


For further information:



[Graduate Outcomes Class of 2023](#)



[HEA Graduate Outcomes](#)



[@heastatisticsirl.bsky.social](#)

If you have any further queries, suggestions or ideas for future Info-Byte topics, please contact graduatesurvey@hea.ie.

january 2025

David Reilly & Valerie Harvey
Statistics Unit