

Total University Sector Staff



LEADERS (2016)

CURRENT PRESIDENTS



ALL STAFF BY GENDER



SINCE THE ESTABLISHMENT OF THE FIRST IRISH UNIVERSITY CIRCA 424 YEARS AGO, THERE HAS NEVER BEEN A FEMALE PRESIDENT.

GOVERNANCE AND MANAGEMENT STRUCTURES

Number who have achieved a minimum 40% representation of each gender on:

GOVERNING AUTHORITY/BODY
(September 2015)

5 OUT OF 7



ACADEMIC COUNCIL
(December 2015)

1 OUT OF 7



EXECUTIVE MANAGEMENT
(December 2015)

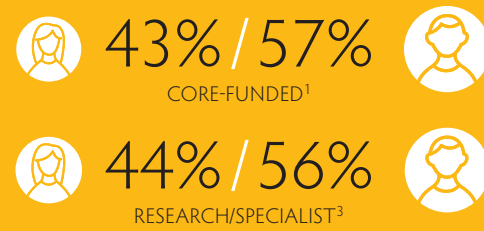
2 OUT OF 7



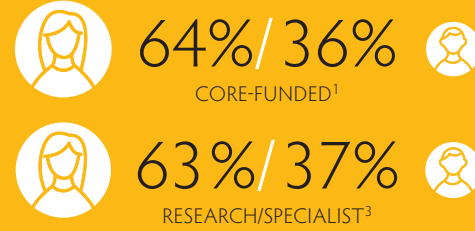
STAFF BREAKDOWN BY GENDER

Staff by Category of Post
(September 2015)

ACADEMIC STAFF




NON-ACADEMIC STAFF²

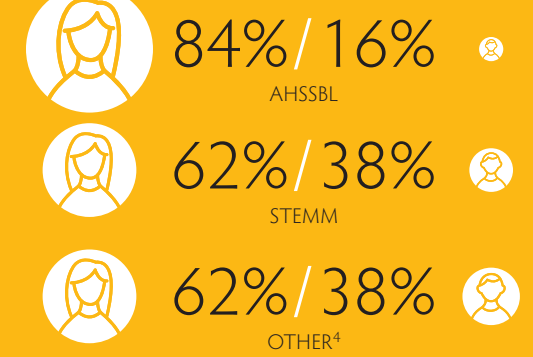


Staff by Discipline
(September 2015)

ACADEMIC CORE-FUNDED STAFF



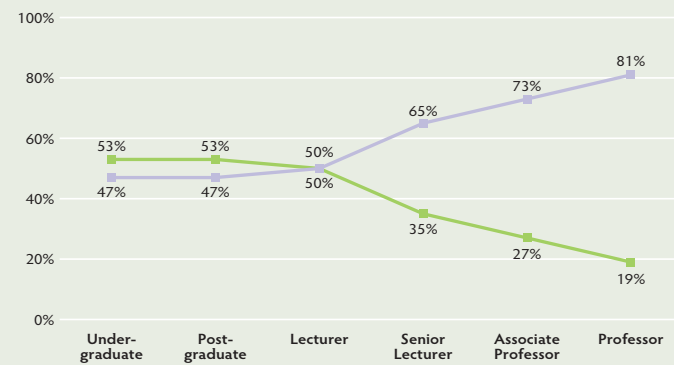
NON-ACADEMIC CORE-FUNDED STAFF



Academic Core-funded Staff by Grade

(3 year average, December 2013-2015)

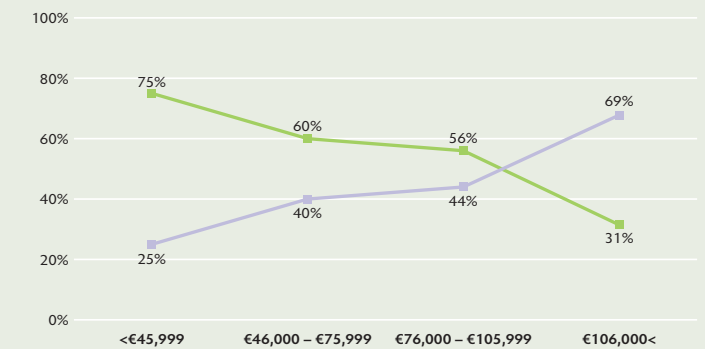
Female Male



Non-Academic Core Grant-funded Staff by Pay Grade

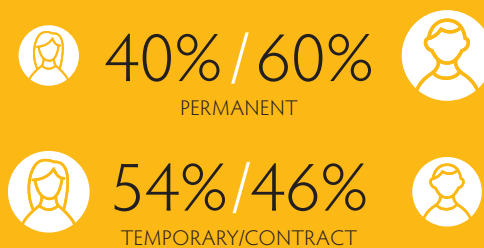
(September 2015)

Female Male

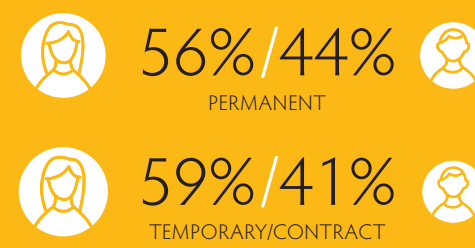


Academic Core -funded Staff by Contract Type
(September 2015)

FULL-TIME



PART-TIME

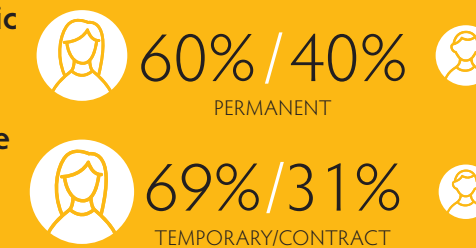


HOURLY PAID

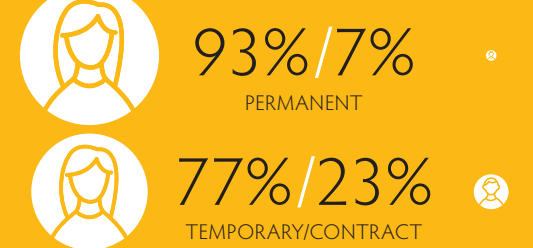


Non-Academic Core -funded Staff by Contract Type
(September 2015)

FULL-TIME



PART-TIME



HOURLY PAID



¹ Posts funded from the core grant allocated to the universities, institutes of technology, and other colleges by the HEA is voted by the Oireachtas under the OME C4 sub-head.

² This refers to administration/support staff.

³ Non-core grant funded research and specialist posts. These may include posts funded from both Exchequer and Non-Exchequer resources.

⁴ 'Other' includes any core funded posts which are not assigned to 'AHSSBL' and 'STEMM' faculties.

ATHENA SWAN STATUS (2015)

	BRONZE	SILVER	GOLD
Institutional Athena SWAN awardees	2	0	0
Departmental Athena SWAN awardees	5	0	0

Total Colleges Sector Staff

LEADERS (2016)

CURRENT PRESIDENTS



ALL STAFF BY GENDER



GOVERNANCE AND MANAGEMENT STRUCTURES

Number who have achieved a minimum 40% representation of each gender on:

GOVERNING AUTHORITY/BODY
(September 2015)

4 OUT OF 5



ACADEMIC COUNCIL
(December 2015)

4 OUT OF 5



EXECUTIVE MANAGEMENT
(December 2015)

2 OUT OF 5



STAFF BREAKDOWN BY GENDER

Staff by
Category
of Post

(September 2015)

ACADEMIC STAFF



NON-ACADEMIC STAFF²



ACADEMIC CORE-FUNDED STAFF

Staff by
Discipline

(September 2015)



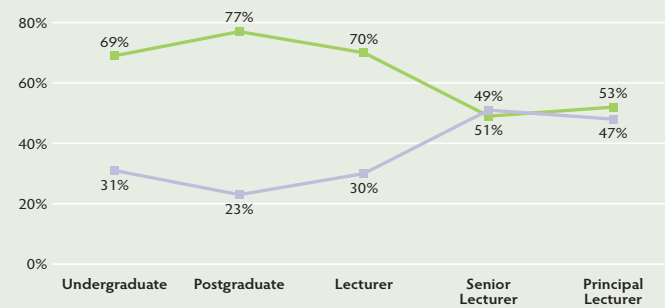
NON-ACADEMIC
CORE-FUNDED STAFF



Academic Core-funded Staff by Grade

(3 year average, December 2013-2015)

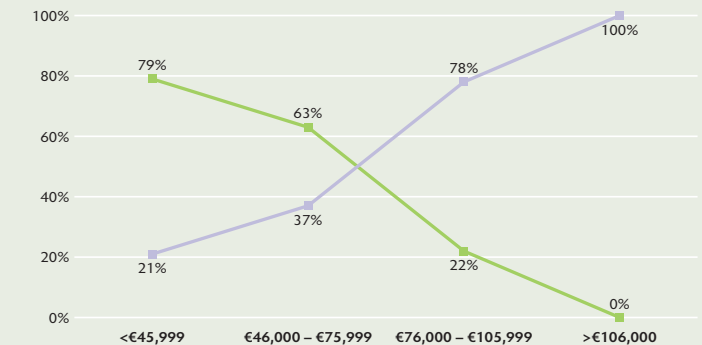
Female Male



Non-Academic Core Grant-funded Staff by Pay Grade

(September 2015)

Female Male



Academic Core-funded Staff by Contract Type

(September 2015)

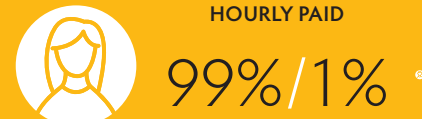
FULL-TIME



PART-TIME



HOURLY PAID



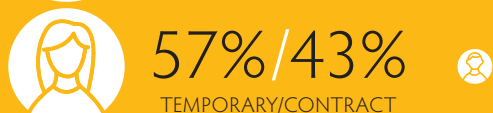
Non-Academic Core-funded Staff by Contract Type

(September 2015)

FULL-TIME



PART-TIME



HOURLY PAID



¹ Posts funded from the core grant allocated to the universities, institutes of technology, and other colleges by the HEA is voted by the Oireachtas under the OME C4 sub-head.

² This refers to administration/support staff.

³ Non-core grant funded research and specialist posts. These may include posts funded from both Exchequer and Non-Exchequer resources.

⁴ 'Other' includes any core funded posts which are not assigned to 'AHSSBL' and 'STEMM' faculties.

ATHENA SWAN STATUS (2015)

	BRONZE	SILVER	GOLD
Institutional Athena SWAN awardees	0	0	0
Departmental Athena SWAN awardees	0	0	0

Total Institutes of Technology Sector Staff

LEADERS (2016)

CURRENT PRESIDENTS



ALL STAFF BY GENDER



GOVERNANCE AND MANAGEMENT STRUCTURES

Number who have achieved a minimum 40% representation of each gender on:

GOVERNING AUTHORITY/BODY
(September 2015)

8 OUT OF 14



ACADEMIC COUNCIL
(December 2015)

6 OUT OF 14



EXECUTIVE MANAGEMENT
(December 2015)

3 OUT OF 14



STAFF BREAKDOWN BY GENDER

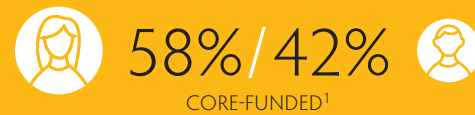
Staff by
Category
of Post

(September 2015)

ACADEMIC STAFF



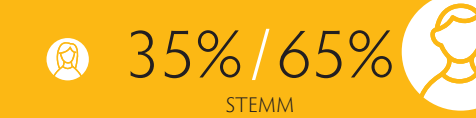
NON-ACADEMIC STAFF²



ACADEMIC CORE-FUNDED STAFF

Staff by
Discipline

(September 2015)



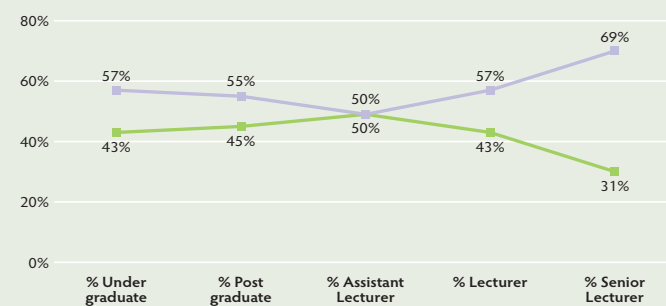
NON-ACADEMIC
CORE-FUNDED STAFF



Academic Core-funded Staff by Grade

(3 year average, December 2013-2015)

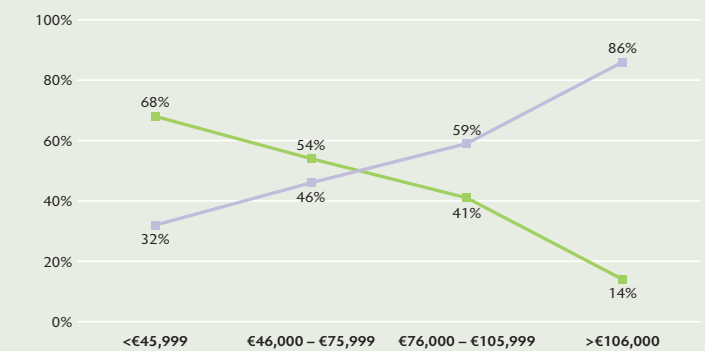
Female Male



Non-Academic Core Grant-funded Staff by Pay Grade

(September 2015)

Female Male



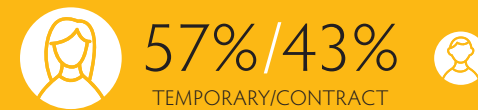
Academic Core -funded Staff by Contract Type

(September 2015)

FULL-TIME



PART-TIME



HOURLY PAID



Non-Academic Core -funded Staff by Contract Type

(September 2015)

FULL-TIME



PART-TIME



HOURLY PAID



¹ Posts funded from the core grant allocated to the universities, institutes of technology, and other colleges by the HEA is voted by the Oireachtas under the OME C4 sub-head.

² This refers to administration/support staff.

³ Non-core grant funded research and specialist posts. These may include posts funded from both Exchequer and Non-Exchequer resources.

⁴ 'Other' includes any core funded posts which are not assigned to 'AHSSBL' and 'STEMM' faculties.

ATHENA SWAN STATUS (2015)

	BRONZE	SILVER	GOLD
Institutional Athena SWAN awardees	0	0	0
Departmental Athena SWAN awardees	0	0	0