








# QuickBooks Printing Issue? Call 877-487-8503 for Fast Solutions and Easy Fixes

A  **877-487-8503 QuickBooks Printing Issue** can be frustrating, especially when you need to print invoices, checks, reports, or financial documents urgently. Printing errors can disrupt daily business operations and affect productivity. Whether you're facing  **877-487-8503 QuickBooks Printing Problems**, a  **877-487-8503 QuickBooks PDF Printing Issue**, or your software is simply  **877-487-8503 QuickBooks Not Printing**, understanding the causes can help you resolve the problem quickly.

If you need immediate assistance with a  **877-487-8503 QuickBooks Printing Issue**, call  **877-487-8503** for expert support.

## What Is a **877-487-8503 QuickBooks Printing Issue?**

A  **877-487-8503 QuickBooks Printing Issue** occurs when  **877-487-8503** QuickBooks cannot properly send documents to a printer or generate PDF files. Users may experience:

-  **877-487-8503 QuickBooks Unable to Print invoices or reports**
- Blank pages printing
- PDF files not generating
- Printer setup errors
- Missing print options
- Print jobs getting stuck

These issues are common in both  **877-487-8503 QuickBooks Desktop** and  **877-487-8503 QuickBooks Online** environments.

## Common Causes of **877-487-8503 QuickBooks Printing Problems**

### 1. Incorrect **877-487-8503 QuickBooks Printer Settings**

Improper  **877-487-8503 QuickBooks printer settings** can prevent documents from printing correctly.

#### Solution:

- Verify the correct printer is selected.
- Ensure the printer is set as the default device.

- Test printing from another application.

## 2. 📞 877-487-8503 QuickBooks Printer Setup Error

A 📞 877-487-8503 QuickBooks Printer Setup Error may occur when 📞 877-487-8503 QuickBooks cannot communicate with the selected printer.

### Possible Causes:

- Printer configuration issues
- Corrupted settings
- Network connectivity problems

### Solution:

Reconfigure the printer and restart both 📞 877-487-8503 QuickBooks and your computer.

## 3. 📞 877-487-8503 QuickBooks PDF Converter Issue

📞 877-487-8503 QuickBooks relies on PDF components for printing forms and reports.

When a 📞 877-487-8503 QuickBooks PDF converter issue occurs, users may encounter:

- 📞 877-487-8503 QuickBooks PDF Printing Issue
- 📞 877-487-8503 QuickBooks Print PDF Problems
- Missing PDF files

### Solution:

Repair the PDF converter and reinstall 📞 877-487-8503 QuickBooks PDF components.

## 4. Corrupted Printer Drivers

Outdated or damaged printer drivers often lead to printing failures.

### Solution:

Perform **printer driver troubleshooting** by:

- Updating printer drivers
- Reinstalling printer software
- Restarting the print spooler service

## 5. Damaged 📞 877-487-8503 QuickBooks Components

Corrupted 📞 877-487-8503 QuickBooks installation files may trigger:

- 📞 877-487-8503 QuickBooks Print Forms Error
- 📞 877-487-8503 QuickBooks forms printing issue
- 📞 877-487-8503 QuickBooks Unable to Print reports

Running repair tools can often resolve these problems.

## How to Fix 📞 877-487-8503 QuickBooks Printing Issue

Follow these proven solutions to Fix 📞 877-487-8503 QuickBooks Printing Issue effectively.

### Step 1: Verify Printer Functionality

Before troubleshooting QuickBooks:

1. Print a test page from Windows.
2. Confirm the printer is online.
3. Check network connections if using a wireless printer.

This helps determine whether the issue is with 📞 877-487-8503 QuickBooks or the printer itself.

### Step 2: Review 📞 877-487-8503 QuickBooks Printer Settings

Incorrect printer settings are a common cause of 📞 877-487-8503 QuickBooks Printing Problems.

To verify settings:

- Open QuickBooks.
- Select File > Printer Setup.
- Choose the form type.
- Confirm the correct printer is selected.

Proper 📞 877-487-8503 QuickBooks printer settings often resolve basic printing issues.

### Step 3: Use 📞 877-487-8503 QuickBooks Print Setup Repair

Running a 📞 877-487-8503 QuickBooks print setup repair can restore damaged printing configurations.

Benefits include:

- Fixing printer communication issues
- Resolving print forms errors
- Restoring default printing settings

### Step 4: Repair PDF Components

Many 📞 877-487-8503 QuickBooks PDF Printing Issue cases result from damaged PDF components.

To resolve:

- Reinstall 📞 877-487-8503 QuickBooks PDF Converter.
- Repair Microsoft XPS Document Writer.
- Test PDF creation after repairs.

This often fixes 📞 **877-487-8503 QuickBooks Print PDF Problems.**

## Step 5: Run PDF and Print Repair Tool

The **PDF and print repair tool** is designed to automatically detect and repair common 📞 877-487-8503 QuickBooks printing errors.

It can help fix:

- 📞 877-487-8503 QuickBooks Not Printing
- 📞 877-487-8503 QuickBooks Printer Not Activated Error
- PDF generation failures
- Print form issues

## Step 6: Update Printer Drivers

Outdated drivers can prevent 📞 877-487-8503 QuickBooks from printing correctly.

Perform **printer driver troubleshooting** by:

- Downloading the latest drivers from the printer manufacturer.
- Installing updates.
- Restarting your system.

## 📞 877-487-8503 QuickBooks Printer Not Activated Error: Causes and Fixes

A 📞 **877-487-8503 QuickBooks Printer Not Activated Error** typically appears when 📞 877-487-8503 QuickBooks cannot access the PDF driver.

Common causes include:


- Damaged PDF converter
- Missing Windows permissions
- Corrupted printer settings


### Solution:

- Repair 📞 877-487-8503 QuickBooks PDF components.
- Run 📞 877-487-8503 QuickBooks as Administrator.
- Use the PDF and print repair tool.

# **877-487-8503 QuickBooks Printing Troubleshooting Tips**


To avoid future printing issues:

- Keep  877-487-8503 QuickBooks updated.
- Regularly update printer drivers.
- Verify printer settings before printing.
- Test PDF generation periodically.
- Run maintenance tools as needed.

Following these  **877-487-8503 QuickBooks Printing Troubleshooting** practices can help prevent recurring issues.

## **Frequently Asked Questions**


### **Why is 877-487-8503 QuickBooks not printing invoices?**

This usually occurs due to incorrect printer settings, damaged PDF components, printer driver issues, or  877-487-8503 QuickBooks configuration errors.


### **How do I fix 877-487-8503 QuickBooks Print Forms Error?**

Verify printer setup, repair PDF components, update printer drivers, and run the PDF and print repair tool.






### **What causes 877-487-8503 QuickBooks PDF Printing Issue?**

Common causes include damaged PDF converters, Windows printing services problems, and corrupted  877-487-8503 QuickBooks files.

### **Why am I getting a 877-487-8503 QuickBooks Printer Not Activated Error?**

This error is typically related to PDF driver issues, missing permissions, or damaged  877-487-8503 QuickBooks PDF components.

## **Conclusion**

A  **877-487-8503 QuickBooks Printing Issue** can interrupt business operations and prevent critical documents from being printed. Whether you're dealing with  **877-487-8503 QuickBooks Printing Problems**,  **877-487-8503 QuickBooks PDF Printing Issue**,  **877-487-8503 QuickBooks Print Forms Error**, or a  **877-487-8503 QuickBooks Printer Not Activated Error**, the solutions outlined above can help restore printing functionality quickly.

If the issue persists and you need professional assistance, call 📞 **877-487-8503** to speak with a 📞 877-487-8503 QuickBooks expert and get your printing problems resolved efficiently.