

HIGHER EDUCATION FACTSHEET: INTERNATIONALISATION

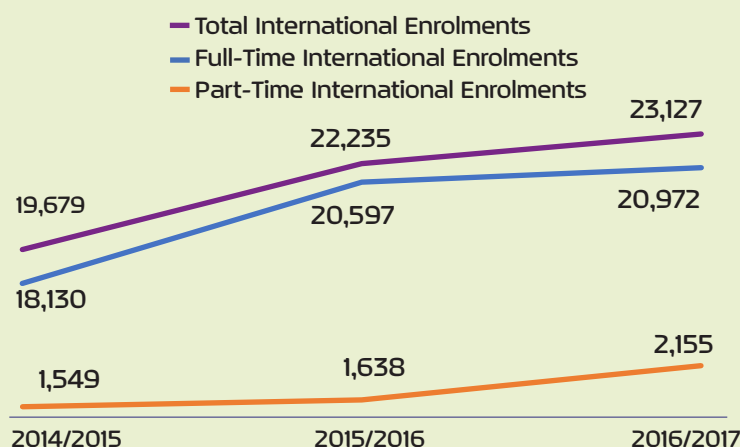
Irish Educated, Globally Connected

International Students *

Enrolment Numbers

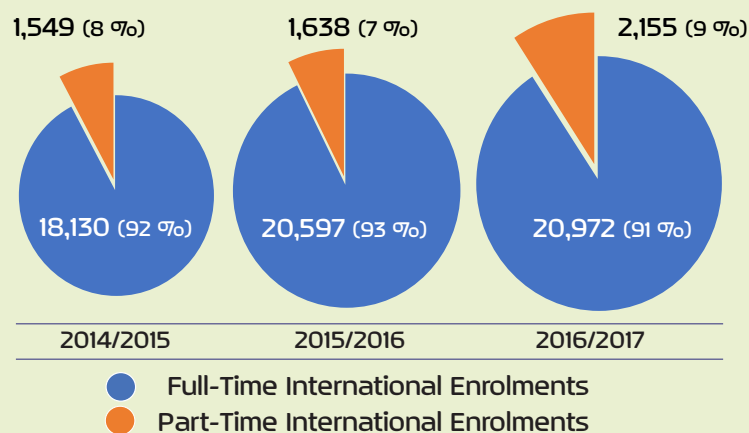


3 Year Trend in International Enrolments

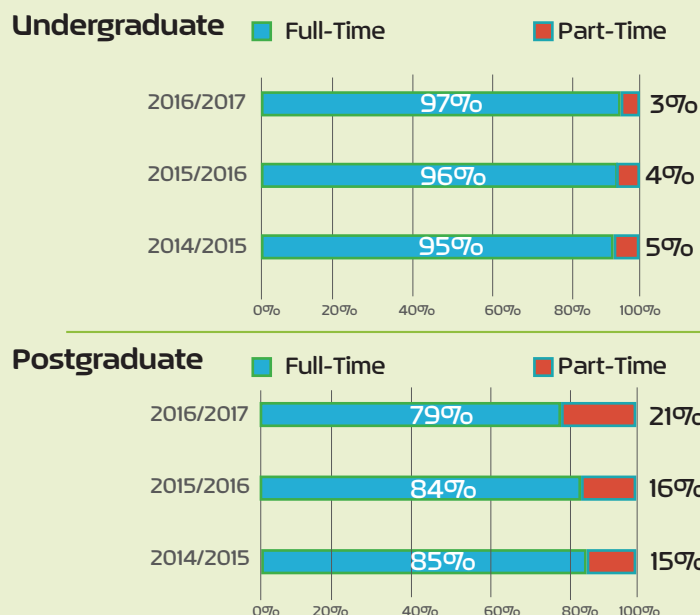


These International Enrolments correspond to
9.4% **10.3%** **10.6%**
of Total Enrolments in the sector each year

Enrolments by Mode



Enrolments by Course Level



Total 2016/2017 International Enrolments by Institution

Universities	
DCU	1,992
MU	780
NUIG	2,778
TCD	3,042
UCC	2,391
UCD	4,298
UL	1,408
Total	16,689

Institutes of Technology

Athlone IT	343
Cork IT	196
DIT	1,262
IADT	51
Dundalk IT	569
Galway-Mayo IT	153
IT Blanchardstown	61
IT Carlow	287
IT Sligo	203
IT Tallaght	86
IT Tralee	285
Letterkenny IT	127
Limerick IT	148
Waterford IT	430
Total	4,201

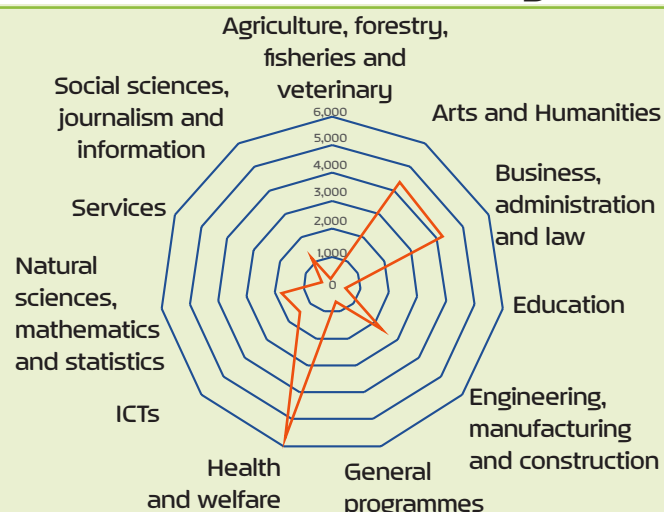
Colleges

MIC Limerick	52
NCAD	108
RCSI	2,041
St. Angela's College	36
Total	2,237



* Data taken from HEA SRS database

2016/2017 - Enrolments by ISCED - Field of Study



Percentage International Enrolments by ISCED

Health and welfare	25 %
Arts and humanities	19 %
Business, administration and law	19 %
Engineering, manufacturing and construction	10 %
Natural sciences, mathematics and statistics	8 %
ICTs	6 %
Social sciences, journalism and information	5 %
Generic programmes and qualifications	3 %
Education	2 %
Services	2 %
Agriculture, forestry, fisheries and veterinary	1 %

by Gender

by Age

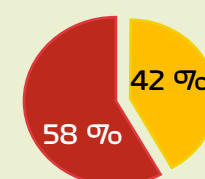
Full-Time

Part-Time



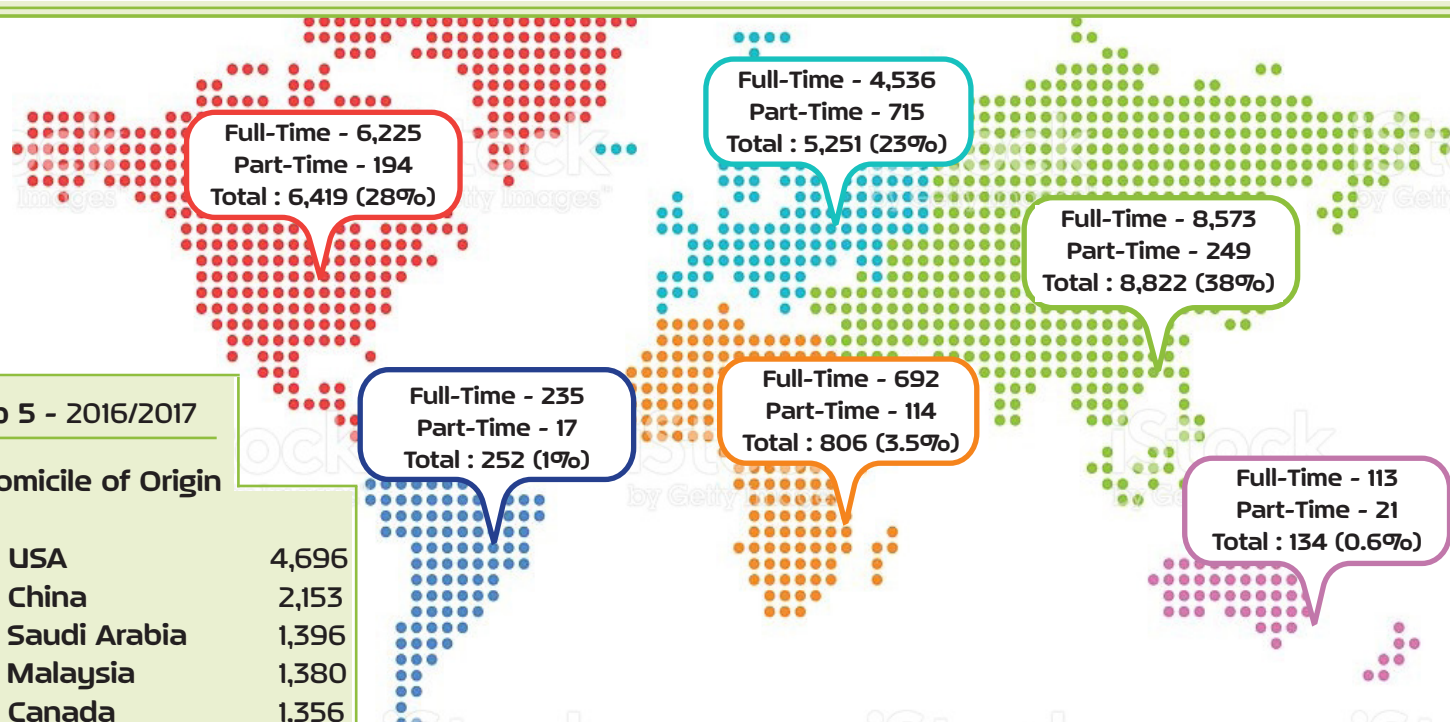
	Female	Male	Female	Male
2014/2015	9,766 (54%)	8,364 (46%)	718 (46%)	831 (54%)
2015/2016	11,496 (56%)	9,101 (44%)	836 (51%)	802 (49%)
2016/2017	12,061 (58%)	8,911 (42%)	1,303 (60%)	852 (40%)

2016/2017 Enrolments



- 23 and under
Of these
99 % Full-Time
1 % Part-Time
- 24+
Of these
79 % Full-Time
21 % Part-Time

2016/2017 - Enrolments by Continent



Top 5 - 2016/2017

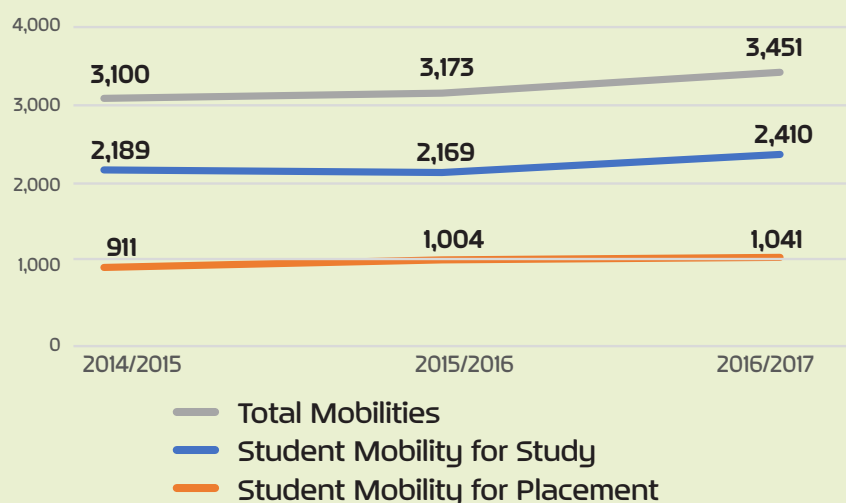
Domicile of Origin

1. USA	4,696
2. China	2,153
3. Saudi Arabia	1,396
4. Malaysia	1,380
5. Canada	1,356











*Others: 1,443 (6.3%) students did not identify country of domicile

KA103 - Outgoing Intra-European Mobilities

3 Year Trend in Erasmus+ KA103 Student Participation



Top 5 Destinations

Students on Study	Students on Placement
591 	278 
412 	176 
405 	158 
201 	128 
111 	60 

Participant Profile

Age

Average age of Irish Student on Erasmus+



Gender



Student Mobility for Study



64%



36%



59%

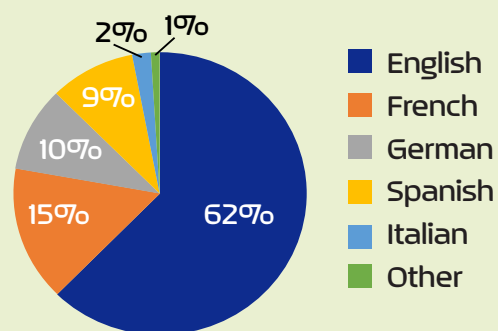
41%



Student Mobility for Placement



Main Language used during mobility



Level of Study

94 %

of Irish Students go on Erasmus+ at
NFQ Level 7 or 8

Top 5 Fields of Education for Study

1. Business and Administration
2. Foreign Languages
3. Humanities
4. Social and Behavioural Science
5. Law













Top 5 Fields of Education for Placement

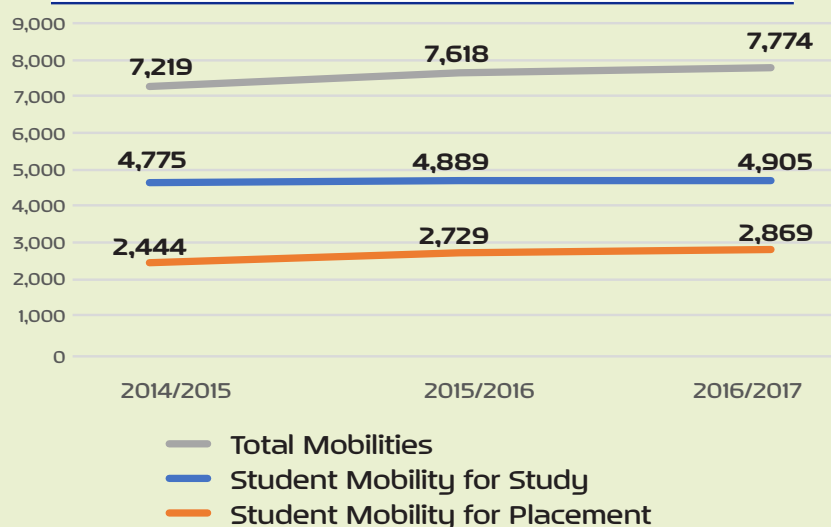
1. Services
2. Business and Administration
3. Arts
4. Health
5. Foreign Languages

KA103 - Incoming Intra-European Mobilities

Top 5 Domicile of Origin

Students on Study	Students on Placement
1,576 	812 
1,076 	551 
629 	378 
303 	302 
276 	292 

3 Year Trend in Erasmus+ KA103 Student Participation




Participant Profile

Age

Average age of European Student on Erasmus+



Gender



Level of Study

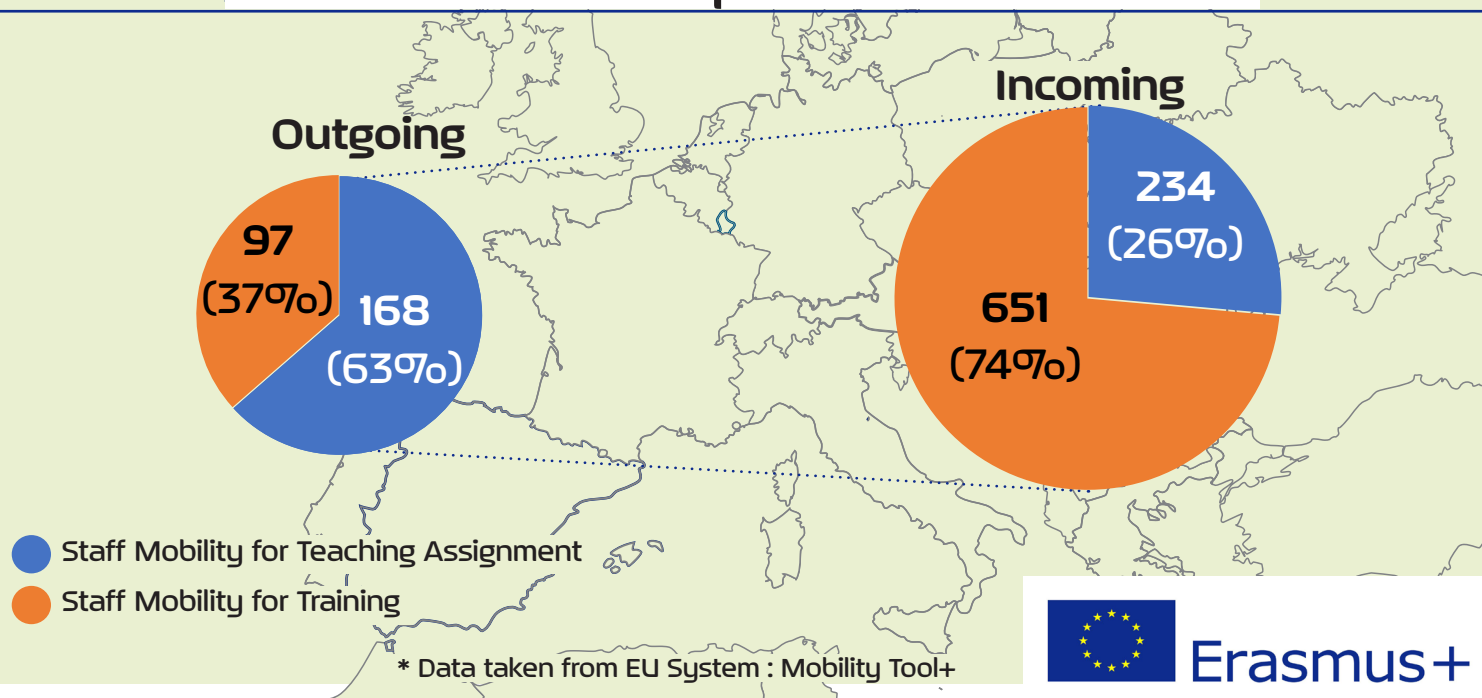
66 %

of European Students come to Ireland on Erasmus+ at
NFQ Level 7 or 8

23 %

come to Ireland on Erasmus+
at **NFQ Level 9**

KA103 - Intra-European Staff Mobilities



KA107 - International Mobilities



€3.6m

allocated to 15 Irish HEIs
to fund approximately

994 mobilities*

to and from

51

countries outside the EU



Irish HEIs * Mobilities

University of Limerick	311
University College Dublin	149
Mary Immaculate College	104
Limerick IT	93
Trinity College Dublin	86
RCSI	52
DIT	46
University College Cork	34
IADT	30
Cork IT	25
Dublin City University	24
IT Tallaght	19
St. Nicholas Montessori	14
IT Blanchardstown	5
NCAD	2

ERASMUS+ International List of 51 Partner Countries

Africa

Algeria
Botswana
Egypt
Ethiopia
Ghana
Kenya
Lebanon
Morocco
Rwanda
South Africa
Tunisia

Asia

Bangladesh
China
Hong Kong
India
Japan
Malaysia
Nepal
Republic of Korea
Thailand
Vietnam

Latin America

Argentina
Brazil
Bolivia
Chile
Colombia
Cuba
El Salvador
Honduras
Peru

Eastern Europe

Belarus
Bosnia and Herzegovina
Kosovo
Montenegro
Serbia
Ukraine
Russia

Middle East

Armenia
Azerbaijan
Georgia
Israel
Jordan
Kazakhstan
Palestine
Tajikistan
Uzbekistan

Oceania

Australia
New Zealand
Papua New Guinea

North America

Canada
USA

* Proposed funded student and staff mobilities for applications under 2015, 2016 and 2017 Calls. Final numbers available in 2019.



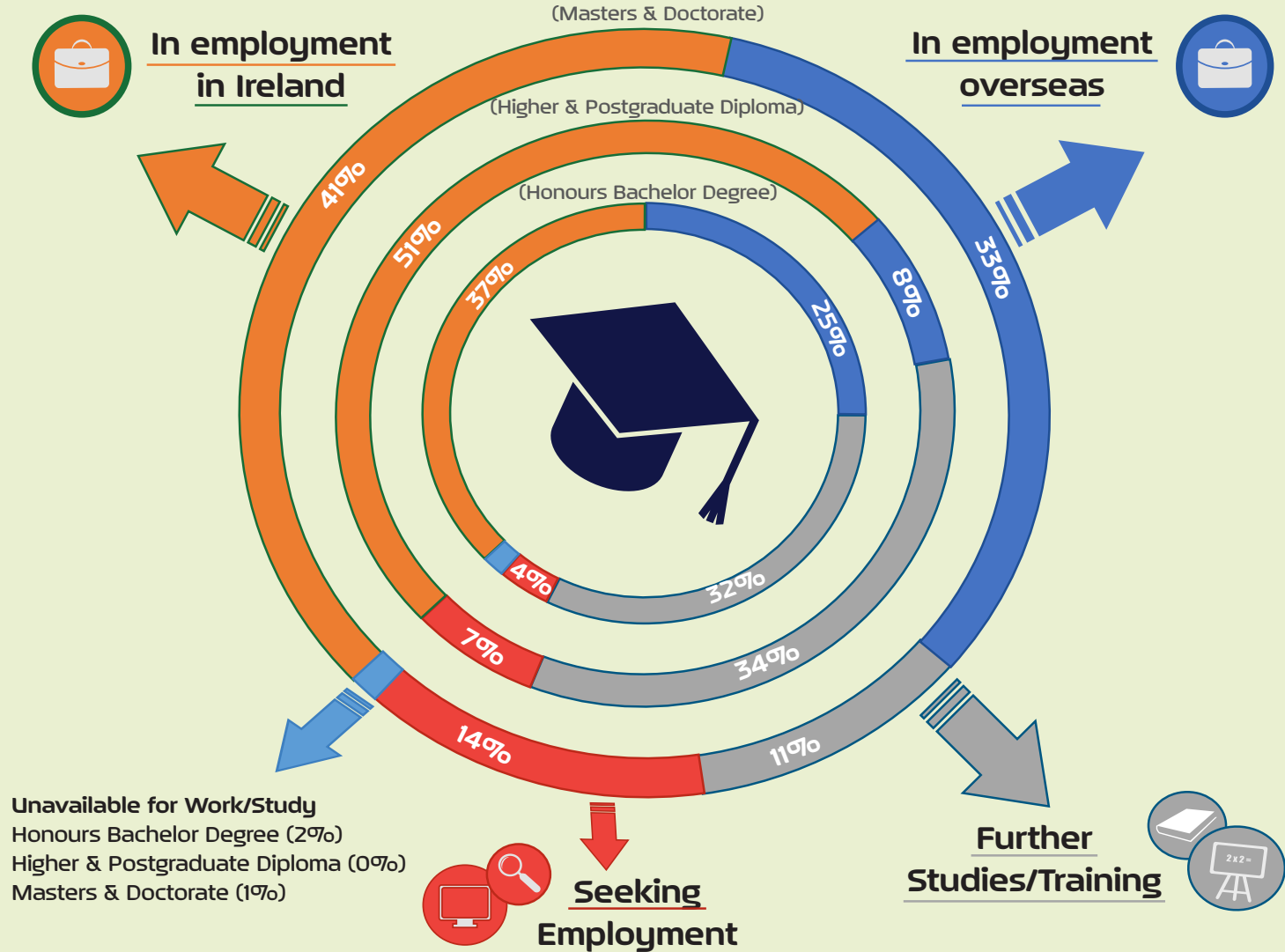
Erasmus+











Where are they now?

2016 International Graduates *

What do they go on to do?

(Level of Study completed in Ireland)



Level of Study completed in Ireland		Honours Bachelor	Higher & Postgrad	Masters & Doctorate	Honours Bachelor	Higher & Postgrad	Masters & Doctorate
Where are they now?	Breakdown by Gender						
	 In employment in Ireland	38%	63%	41%	35%	19%	39%
	 In employment overseas	26%	7%	33%	23%	13%	33%
	 Further Studies/Training	30%	26%	11%	34%	56%	12%
	 Seeking Employment	2%	5%	14%	6%	13%	14%
	Unavailable for Work/Study	2%	0%	1%	1%	0%	1%
Total		100%	100%	100%	100%	100%	100%

* Data taken from the 'First Destination Survey' based on present situation 9 months after graduation

December 2017



For further information please contact:

Victor Pigott (Senior Statistics Manager)

E: statistics@hea.ie

Mariana Reis (International Education Officer)

E: mreis@hea.ie