

Total University Sector Staff



LEADERS (2017)

CURRENT PRESIDENTS/
PROVOSTS



ALL STAFF BY GENDER



SINCE THE ESTABLISHMENT OF THE FIRST IRISH UNIVERSITY CIRCA 425 YEARS AGO, THERE HAS NEVER BEEN A FEMALE PRESIDENT.

GOVERNANCE AND MANAGEMENT STRUCTURES

Number who have achieved a minimum 40% representation of each gender on:

GOVERNING AUTHORITY/BODY
(December 2016)

4 OUT OF 7



ACADEMIC COUNCIL
(December 2016)

2 OUT OF 7



EXECUTIVE MANAGEMENT
(December 2016)

0 OUT OF 7

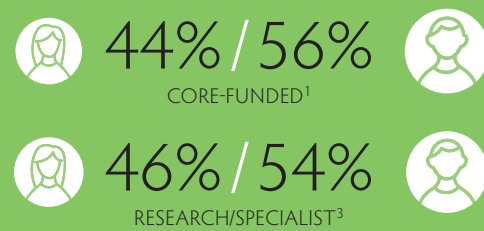


STAFF BREAKDOWN BY GENDER

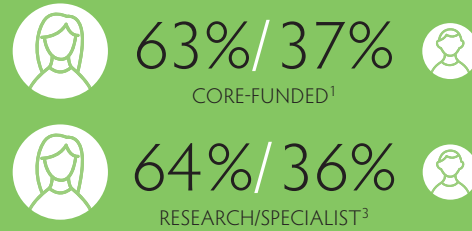
Staff by
Category
of Post

(December 2016)

ACADEMIC STAFF



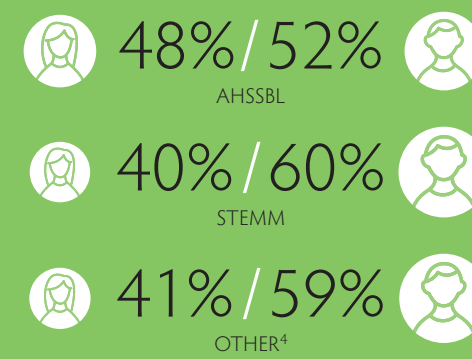
NON-ACADEMIC STAFF²



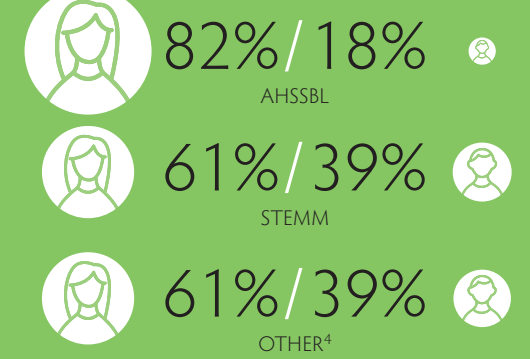
ACADEMIC CORE-FUNDED STAFF

Staff by
Discipline

(December 2016)



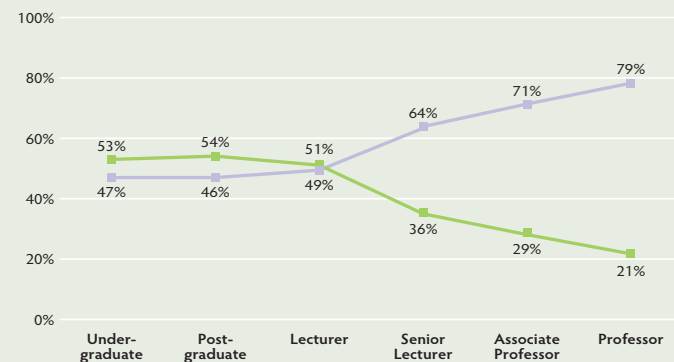
NON-ACADEMIC CORE-FUNDED STAFF



Academic Core-funded Staff by Grade

(3 year average, December 2014-2016)

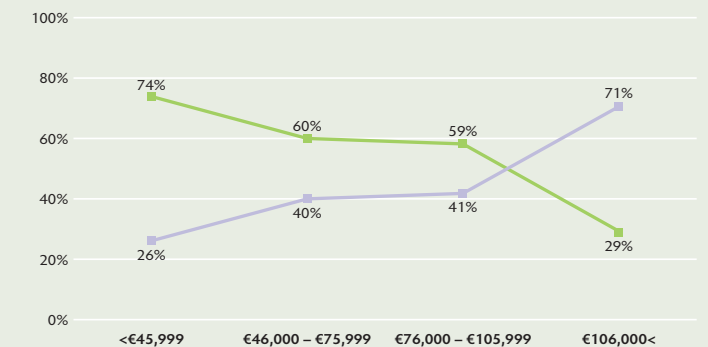
Female Male



Non-Academic Core Grant-funded Staff by Pay Grade

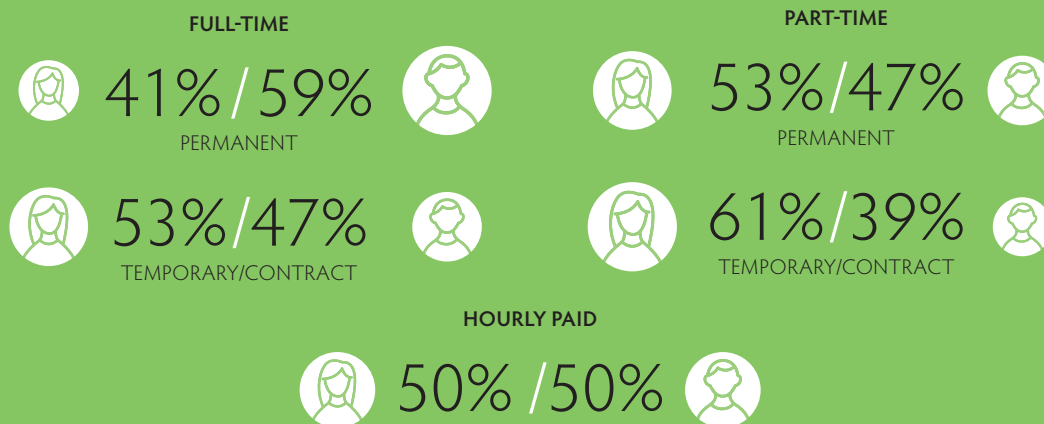
(December 2016)

Female Male



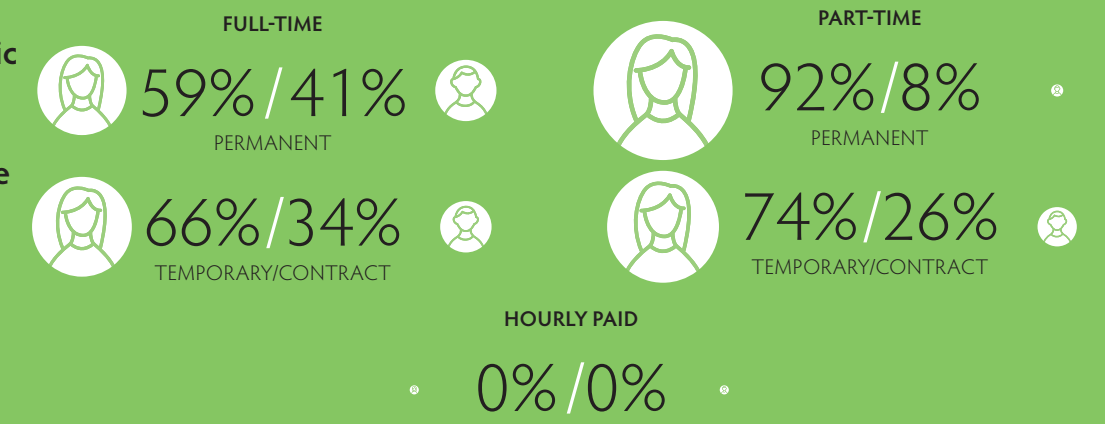
Academic
Core-funded
Staff by
Contract Type

(December 2016)



Non-Academic
Core-funded
Staff by
Contract Type

(December 2016)



¹ Posts funded from the core grant allocated to the universities, institutes of technology and other colleges by the HEA is voted by the Oireachtas under the OME C4 sub-head.

² This refers to administration/support staff.

³ Non-core grant funded research and specialist posts. These may include posts funded from both Exchequer and Non-Exchequer resources.

⁴ 'Other' includes any core funded posts which are not assigned to 'AHSSBL' or 'STEMM' faculties.

ATHENA SWAN STATUS (2016)

	BRONZE	SILVER	GOLD
Institutional Athena SWAN awardees	5	0	0
Departmental Athena SWAN awardees	6	0	0

Total Colleges Sector Staff

LEADERS (2017)

CURRENT PRESIDENTS/
DIRECTORS



ALL STAFF BY GENDER



GOVERNANCE AND MANAGEMENT STRUCTURES

Number who have achieved a minimum 40% representation of each gender on:

GOVERNING AUTHORITY/BODY
(December 2016)

2 OUT OF 3



ACADEMIC COUNCIL
(December 2016)

2 OUT OF 3



EXECUTIVE MANAGEMENT
(December 2016)

2 OUT OF 3

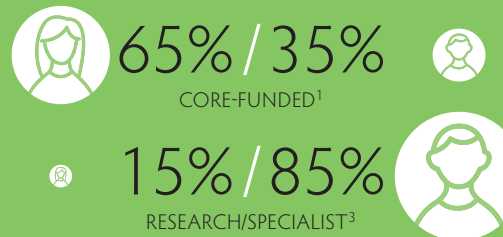


STAFF BREAKDOWN BY GENDER

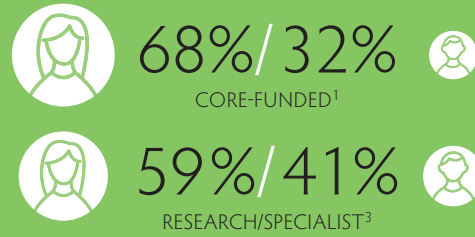
Staff by
Category
of Post

(December 2016)

ACADEMIC STAFF



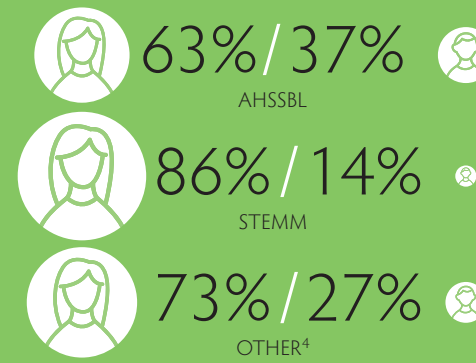
NON-ACADEMIC STAFF²



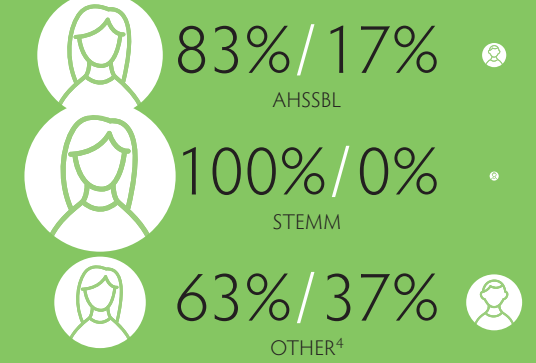
ACADEMIC CORE-FUNDED STAFF

Staff by
Discipline

(December 2016)



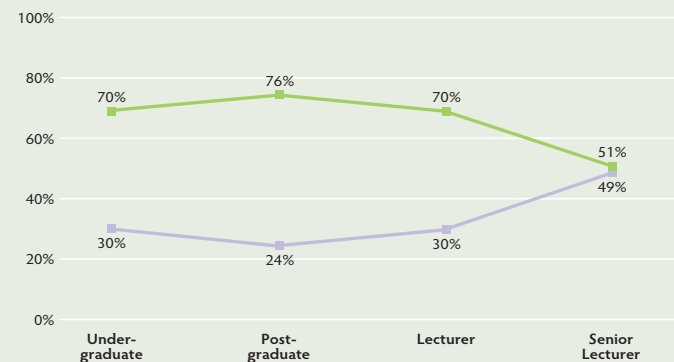
NON-ACADEMIC CORE-FUNDED STAFF



Academic Core-funded Staff by Grade

(3 year average, December 2014-2016)

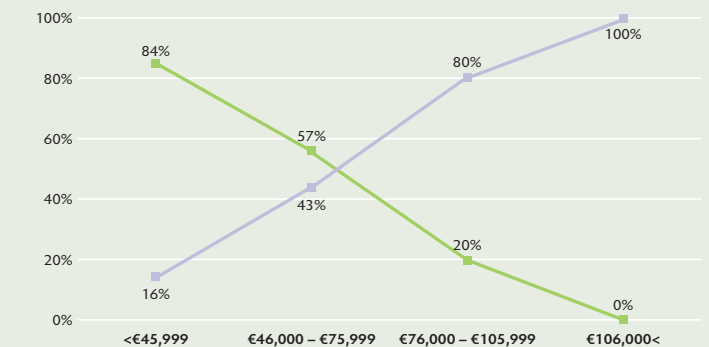
Female Male



Non-Academic Core Grant-funded Staff by Pay Grade

(December 2016)

Female Male



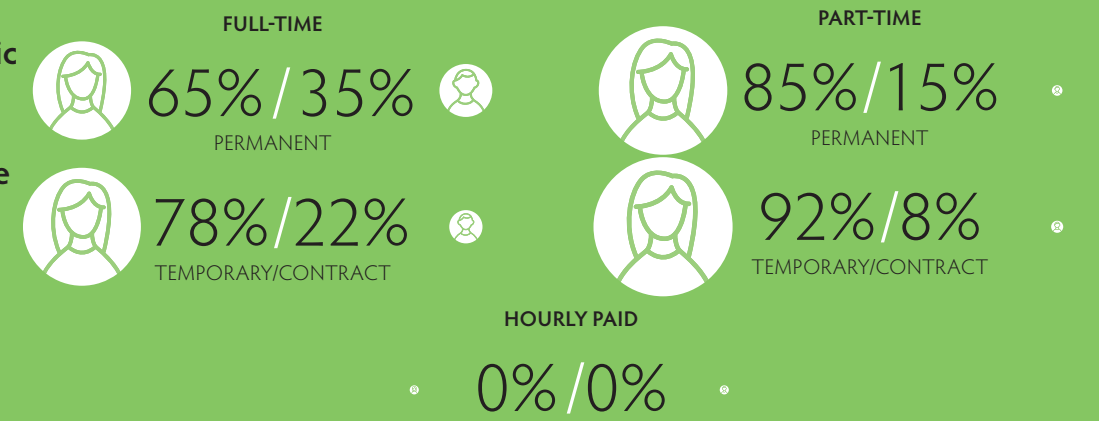
Academic
Core-funded
Staff by
Contract Type

(December 2016)



Non-Academic
Core-funded
Staff by
Contract Type

(December 2016)



¹ Posts funded from the core grant allocated to the universities, institutes of technology and other colleges by the HEA is voted by the Oireachtas under the OME C4 sub-head.

² This refers to administration/support staff.

³ Non-core grant funded research and specialist posts. These may include posts funded from both Exchequer and Non-Exchequer resources.

⁴ 'Other' includes any core funded posts which are not assigned to 'AHSSBL' or 'STEMM' faculties.

ATHENA SWAN STATUS (2016)

	BRONZE	SILVER	GOLD
Institutional Athena SWAN awardees	0	0	0
Departmental Athena SWAN awardees	0	0	0

Total Institutes of Technology Sector Staff

LEADERS (2017)

CURRENT PRESIDENTS



ALL STAFF BY GENDER



GOVERNANCE AND MANAGEMENT STRUCTURES

Number who have achieved a minimum 40% representation of each gender on:

GOVERNING AUTHORITY/BODY
(December 2016)

10 OUT OF 14



ACADEMIC COUNCIL
(December 2016)

6 OUT OF 14



EXECUTIVE MANAGEMENT
(December 2016)

3 OUT OF 14



STAFF BREAKDOWN BY GENDER

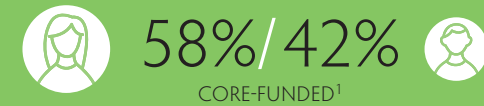
Staff by
Category
of Post

(December 2016)

ACADEMIC STAFF



NON-ACADEMIC STAFF²



ACADEMIC CORE-FUNDED STAFF

Staff by
Discipline

(December 2016)



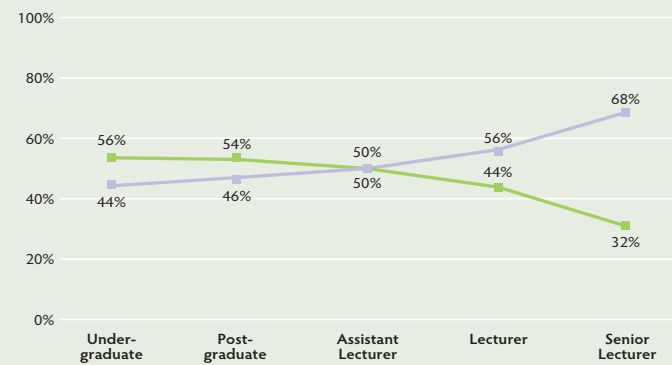
NON-ACADEMIC CORE-FUNDED STAFF



Academic Core-funded Staff by Grade

(3 year average, December 2014-2016)

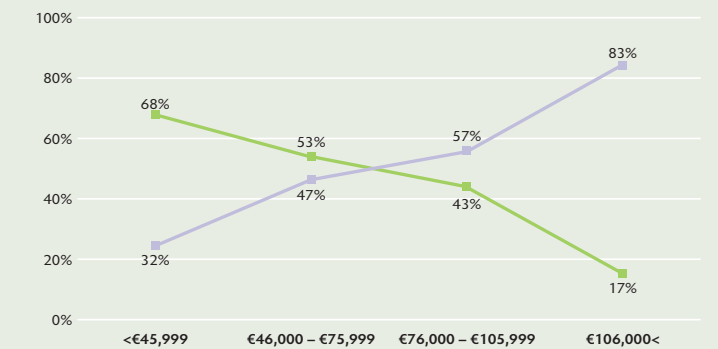
Female Male



Non-Academic Core Grant-funded Staff by Pay Grade

(December 2016)

Female Male



Academic Core-funded Staff by Contract Type

(December 2016)

FULL-TIME



PART-TIME



HOURLY PAID



Non-Academic Core-funded Staff by Contract Type

(December 2016)

FULL-TIME



PART-TIME



HOURLY PAID



¹ Posts funded from the core grant allocated to the universities, institutes of technology and other colleges by the HEA is voted by the Oireachtas under the OME C4 sub-head.

² This refers to administration/support staff.

³ Non-core grant funded research and specialist posts. These may include posts funded from both Exchequer and Non-Exchequer resources.

⁴ 'Other' includes any core funded posts which are not assigned to 'AHSSBL' or 'STEMM' faculties.

ATHENA SWAN STATUS (2016)

	BRONZE	SILVER	GOLD
Institutional Athena SWAN awardees	0	0	0
Departmental Athena SWAN awardees	0	0	0